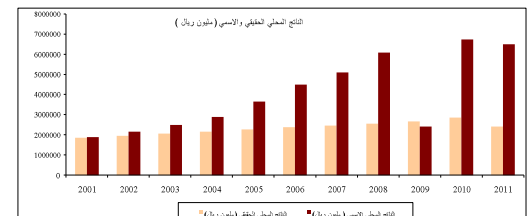
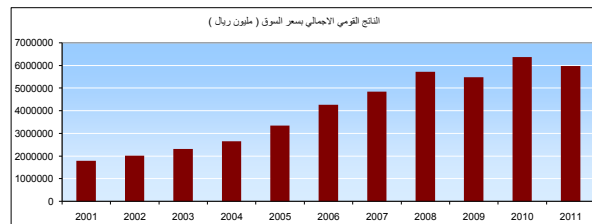
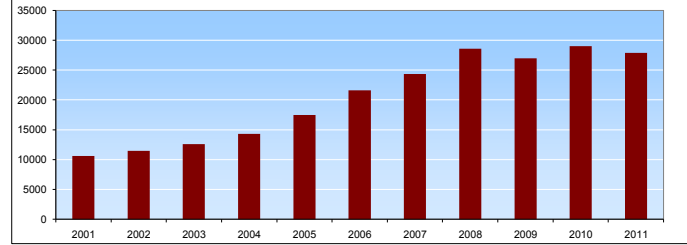


أهم المؤشرات											
Indicator	2011	2010	2009	2008	2007	2006	2005	2004	2003	2002	2001
Real GDP (M YR)	2417472	2854039	2672684	2561890	2463015	2380299	2274736	2163551	2067701	1955144	1861247
GDP at market prices (M YR)	6499075	6725671	2417472	6072272	5099905	4495179	3646557	2885580	2486732	2150895	1895945
GDP (M US D)	30398	30628	11918	30395	25634	22812	19050	15616	13555	12247	11239
Total GDP / market prices (M YR)	5973152	6371679	5478324	5711289	4845838	4265586	3351002	2650049	2311023	2018946	1790172
GDP at market prices (million US D)	27938	29017	27007	28588	24357	21647	17506	14342	12598	11496	10612
National Disposable income (M YR)	6087048	6418347	5408644	5719958	4792960	4252222	3398335	2707697	2421489	2132679	1895927
Domestic Income (million USD)	28471	29229	26663	28631	24091	21579	17753	14654	13200	12144	11239
Domestic Saving (million YR)	980365	939279	596776	1234287	1063354	1136456	1136948	714152	575597	443352	417280
Total of Domestic saving out of GNP (%)	15.1	14.0	24.7	20.3	20.9	25.3	31.2	24.7	23.1	20.6	22.0
Total of Domestic saving out of GDP (%)	16.4	14.7	10.9	21.6	21.9	26.6	33.9	26.9	24.9	22.0	23.3
Total of Final Consumption	5518710	5786393	5108180	4837985	4036551	3358724	2509609	2171428	1911135	1707543	1478665
1005511	1091864	1332919	1171568	1534091	1378156	1121344	974448	690480	608142	457263	403565
General Consumption of GDP (%)	14.5	13.2	14.5	13.5	14.9	13.0	11.4	11.6	12.3	13.4	13.2
private final consumption of GDP (%)	70.3	72.8	75.1	66.2	64.3	61.7	57.4	63.7	64.6	66.0	64.8
GDP per capita (USD)	1149	1230	1181	1288	1131	1036	863	729	659	620	590
GDP per capita (YR)	245687	270178	239605	257288	224980	204085	165212	134623	120971	108898	99493
GNP per capita (USD)	0.06	9.19	10.5	13.6	17.4	28.8	14.42	15.04	19.97	18.05	18.66
Exchanging rate to US D	213.80	219.59	202.85	199.78	198.95	197.05	191.42	184.78	183.45	175.62	168.69
Public revenues (M YR)	1720932	1844458	1341058	2027789	1460500	1484581	1145185	828354	680827	572712	562079
Public Expenditures (M YR)	2058076	2115428	1847960	2248166	1754782	1420642	1184328	881853	769888	591451	522367
Deficit/ surplus (overall) (MYR)	-337144	-270970	-506902	-220377	-294282	63939	-39143	-53499	-89061	-18739	39712
Exports (MYR)	1478847	1414078	1270134	1519162	1256417	1316198	1074549	753596	684908	585946	569007
Imports (MYR)	2069971	2022861	1861664	2087876	1693895	1196811	1029882	736533	674128	513026	415899
Trade Balance (MYR)	-591124	-608783	-591530	-568714	-437478	119387	44667	17063	10780	72920	153108
Inflation Rates	23.17	12.49	8.83	10.81	11.42	18.39	11.4	12.5	10.8	12.2	11.9
Balance of Payments (MYR)	-298927.5	-196034.6	-258271.60	120756.3	27509.5	285067.9	113697	98405	61424.9	105558.4	110260.5
Number of population in the middle of the year	24.3	23.5	22.8	22.1	21.5	20.614	20.004	19.414	18.841	18.284	17.743
External loan repayment	--	--	--	5894	5819	5470.3	5381.4	5381.4	5378.3	4955.3	4904.2
Foreign assets (M USD)	6450.9	7918.9	8643.1	9281.8	8690	8438.4	6519.4	6011.4	5267.2	4685.5	3763.4
yemen position in the Human developing Guide	--	--	--	153	153	150	151	149	148	144	133
Saving profits Prices	20	20	10	13	13	13	13	13	13	13	13
Prices of debts profits	23-29	23-29	15-21	15-21	15-21	15-21	15-21	15-21	15-21	15-21	15-20

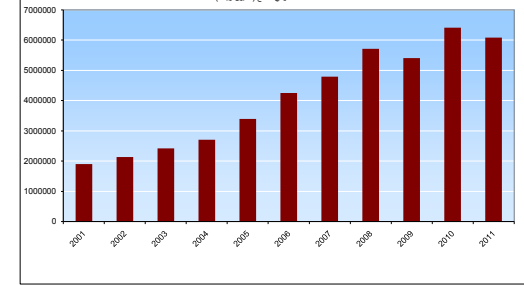
المصدر: مكتب الإحصاء + تقرير البنك المركزي + نشرة إحصائية مالية الحكومة
بيانات الحسابات القومية
0008: لأم قومية أوية
0009: تقويمية
010: تقويمية
بيانات المالية 010: لأم قومية أوية



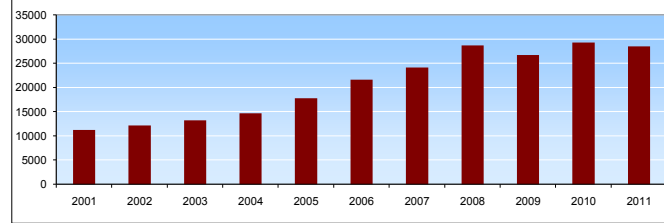
النتائج القومية الاجمالي بسعر السوق (مليون دولار)



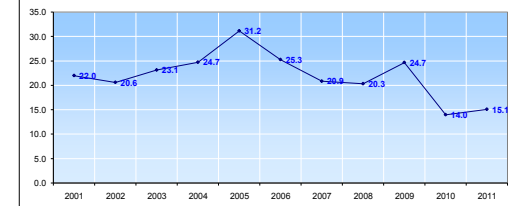
شغل القومي الشاغل (مليون ريال)

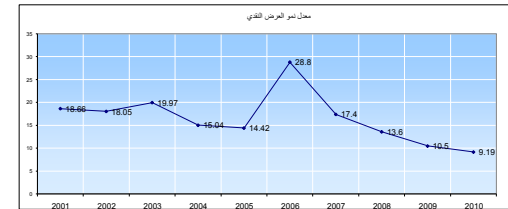
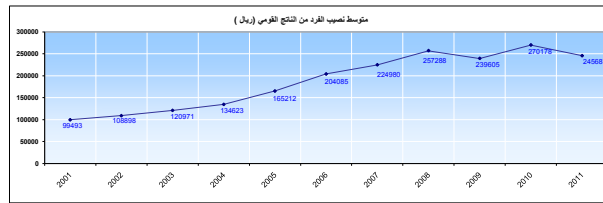
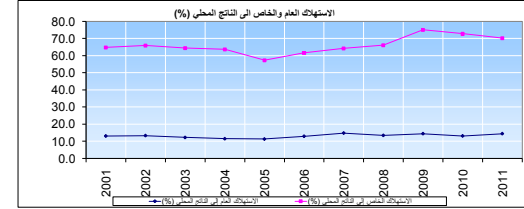
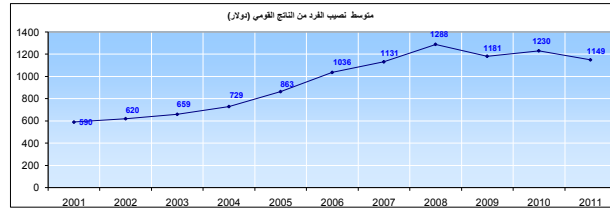
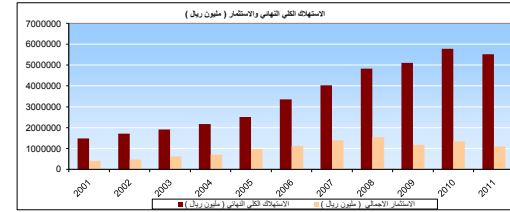
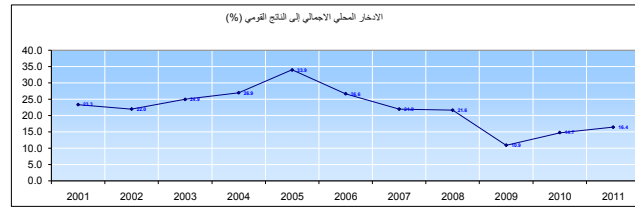


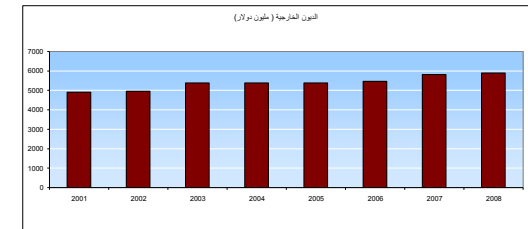
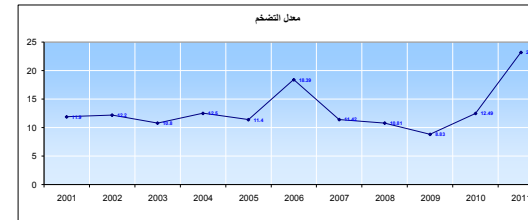
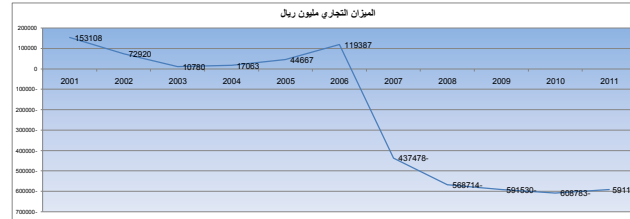
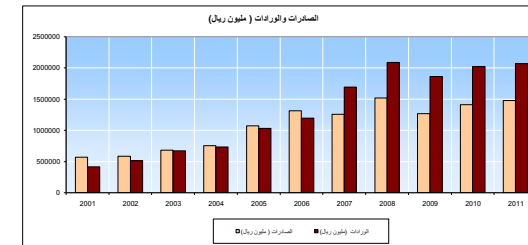
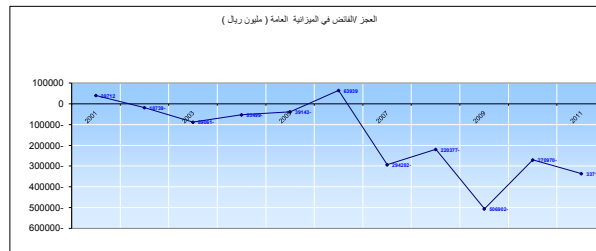
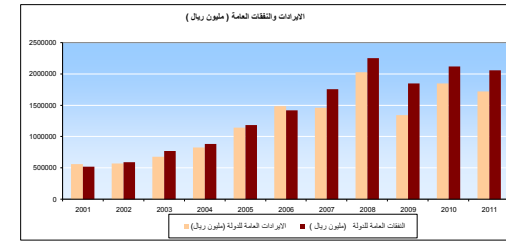
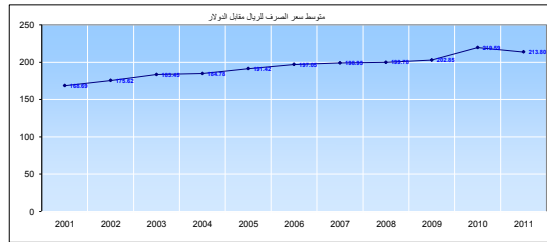
الدخل القومي (مليون دولار)



الاعداد النسبي الاجمالي الى الناتج المحلي (%)







مؤلف ميزان المدفوعات (الميزان الكلي) (مليون ريال)

